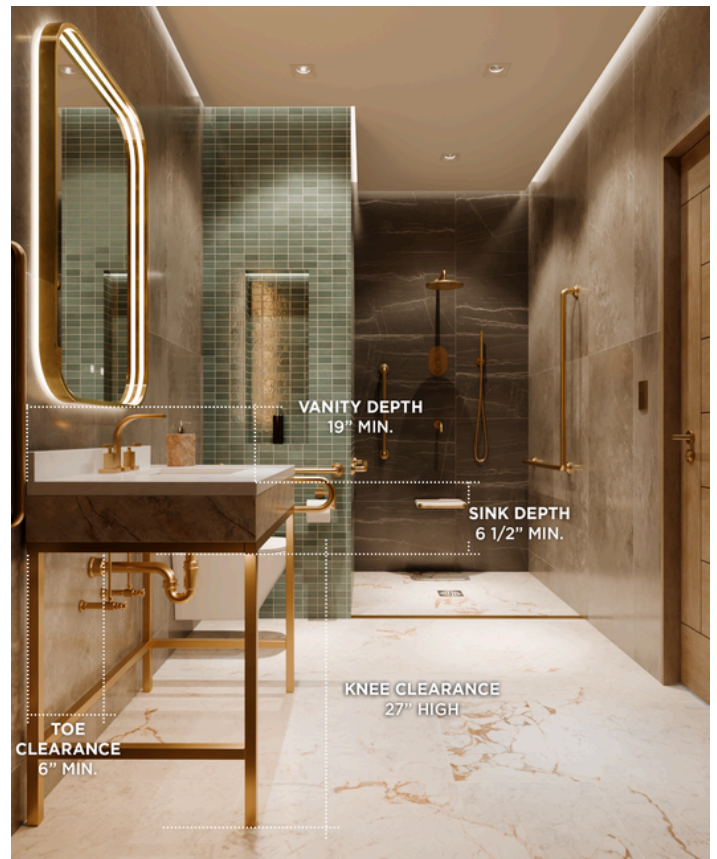


Accessibility Requirements for Bathrooms

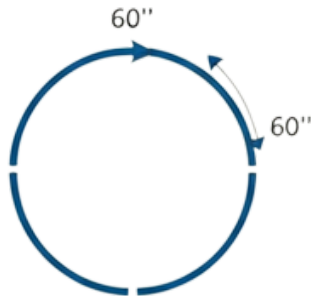
EM

These guidelines ensure that public and guestroom bathrooms meet ADA requirements, creating inclusive, comfortable, and safe environments.

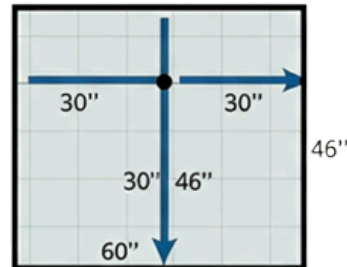




Clear Turning Space



T-Shaped Turning Space



- **Clear Floor Space:** Ensure a **30-inch by 48-inch** clear floor space in front of the vanity and mirror. This area must be free of any obstructions for wheelchair maneuverability.
- **Countertop Height:** The countertop should be no higher than **34 inches** above the finished floor, making it easy for individuals in wheelchairs to access.
- **Knee and Toe Clearance:**
 - Provide a **knee clearance** of at least **27 inches** high, **30 inches** wide, and **19 inches** deep under the vanity.
 - Ensure **toe clearance** of **9 inches** high and **6 inches** deep to allow for comfortable wheelchair roll-up.
- **Sink Depth:** The sink should have a maximum depth of **6 1/2 inches** for easy reach and usability.
- **Mirror Height:** To ensure visibility for all users, the bottom edge of the reflecting surface must be no higher than 40 inches above the finished floor.
- **Accessory Placement:** For accessibility, install accessories such as soap dispensers, towel bars, and paper towel holders no higher than 48 inches above the floor.
- **Drain & Hot Water Pipe Protection:** Ensure drain and hot water pipes under the sink are insulated or configured to protect users from contact.
- **Faucet Accessibility:** Faucets must be operable with one hand and should not require tight grasping, pinching, or twisting. Acceptable designs include lever-operated, push-type, or electronic mechanisms.