


ESSENCE™ LIGHTED WARDROBE MIRROR

COMMERCIAL PRODUCT SPECIFIER



R S T L V C

ESS4 - - - - - WR - -

MODEL CODE CORNER RADIUS SIZE TECHNOLOGY OPTIONS LED TYPE VOLTAGE COLOR TEMP

ADDITIONAL NOTES ¹

R CORNER RADIUS

In box R, enter the code for the corner radius.

Example: RC3.0

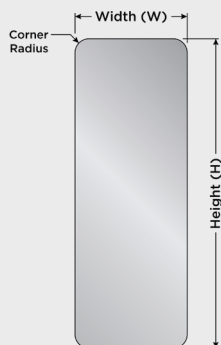
Radius	Code
3.0"	RC3.0
Custom ²	RCX.X

S MIRROR SIZE

In box S, enter the code for the size of the mirror.

Example: 24.00X66.00

Size (WxH)	Code
Standard Mirror Size(s)	
24" x 66"	24.00X66.00
Custom ²	WW.WWXXHH.HH



T TECHNOLOGY OPTIONS

In box T, enter the codes for each option with a hyphen between each one.

Example: AK-CC2-CK2-DF

Technology Options	Code
Ava™ Touch-Tunable White + Dimming Technology ^{2, 3, 4}	
▪ 1-Touch, 5 CCT Modes + Dimming	AH
▪ 1-Touch, 5 CCT Modes + Dim-to-Off + Memory	AK
Wiring (Hardwire Standard—No Code Needed)	
▪ 135° Offset Grounded Cord+Right-Angle Plug ⁵	CC2
Seamless™ LED Clock Technology ^{2, 3}	
▪ Hardwired, Switched with Lights	CK2
Dimming Technology ⁴	
▪ 0-10V Dimming (120-277VAC)	D1
▪ Forward-Phase/Triac Dimming (120-277VAC)	D2
▪ Dali Dimming (120-277VAC)	D4
Defogger	
▪ Standard Defogger	DF
Keen™ One-Touch Energy-Saving Technology ^{2, 3, 4}	
▪ 1-Touch, 5-Step Dimming, Off	KC

Indicates Standard Configuration

¹ Use the additional notes field to specify options not listed.
² Minimum order quantity required.
³ See technology specification sheets for more details.
⁴ Ava™ and Keen™ are not compatible with other dimming options.
⁵ May not be compatible with all upgrades and options.

L LED TYPE

In box L, enter the code for the LED type.

Example: LSERD

LED Type	Code
Standard Output (853 lumens/ft; 6.72 watts/ft)	LSERD
High Output ⁵ (1,280 lumens/ft; 9.72 watts/ft)	LHERD

V VOLTAGE

In box V, enter the code for the voltage (code N/A for 120VAC).

Example: 230V

Voltage	Code
120VAC (Standard—Leave Code Blank)	
220—240VAC	230V
277VAC ⁵	277V

C COLOR TEMPERATURE

In box C, enter the code for the correlated color temperature.

Example: 30K

CCT (90+ CRI)	Code
2,700K (90+ CRI)	27K
3,000K (90+ CRI)	30K
3,500K (90+ CRI)	35K
4,000K (90+ CRI)	40K
5,000K (90+ CRI)	50K





ESSENCE™

PRODUCT DESCRIPTION

Refined and graceful, the Essence™ lighted wardrobe mirror features a tall, narrow silhouette with gently radiused corners that soften its modern form. Essence delivers elegant illumination and a clean, contemporary aesthetic that enhances both small and spacious interiors with timeless simplicity.

SPECIFICATION STATEMENT

Solution shall consist of a wardrobe-length radius corner mirror using 480-hour CASS-tested, lead-free, copper-free, corrosion-resistant glass with wall-glow accent lighting around the perimeter, providing uniform light to the walls at all edges of the mirror. The product shall use high-density (44 LEDs/foot), replaceable LED strips with 90+ CRI (Color Rendering Index) and delivering 853 initial lumens/foot with an efficacy of 140 lumens/watt. Product will be made in America with U.S. and global components and have a 10-year limited warranty.

THE ELECTRIC MIRROR ADVANTAGE

- ✓ Global mirror technology leader for over 25 years
- ✓ More installations than all competitors combined
- ✓ Realistic warranty you can believe in and trust
- ✓ Lowest total cost of ownership
- ✓ U.S.-based customer service support
- ✓ 125,000-square-foot American manufacturing facility

LIGHTING FEATURES AND BENEFITS

- Industry-leading lumen output for better lighting
- Superior color rendering (CRI) for more natural, flattering, and softer light quality
- High-density linear LED design for even light distribution
- High-efficiency LEDs for best-in-class energy savings
- Perimeter wall-glow ambient lighting with diffuser for a finished side view

GENERAL FEATURES AND BENEFITS

- OmegaMirror™ corrosion-resistant, 480-hour CASS-tested proprietary mirror glass
- Environmentally-leading, lead-free, copper-free mirror glass composition
- Fast lead times
- Easy installation
- ADA compliant
- JA8-2022 compliant
- 10-year limited warranty
- Patent: www.electricmirror.com/patents
- Made in America with U.S. and global components

AVAILABLE OPTIONS

- Title 24 compliance ¹
- [Ava™ touch-tunable white + dimming technology](#) ^{2, 3, 4}
- [Keen™ one-touch energy-saving dimming technology](#) ^{2, 3}
- [Polaris™ wire-free motion sensor nightlight technology](#) ^{2, 3}
- [Seamless™ LED clock technology](#) ^{2, 3}
- [Vive™ streaming audio technology](#) ^{2, 3}
- Defogger
- CCT: 2,700K / 3,000K / 3,500K / 4,000K / 5,000K ²
- 0-10V, phase/triac, or Dali dimming ^{2, 4}
- 120VAC, 220–240VAC, or 277VAC power ⁴
- Custom sizes ²

DEFAULT LIGHTING SPECIFICATIONS

- Best-in-class illumination: 853 initial lumens/foot
- Superior color rendering: 90+ CRI
- High-density design: 44 LEDs/foot
- High efficacy: 140 lumens/watt
- Color temperature (CCT): 3,000K
- LED L₇₀ Lifespan (calculated): 52,000-hours
- Extended longevity: replaceable LEDs

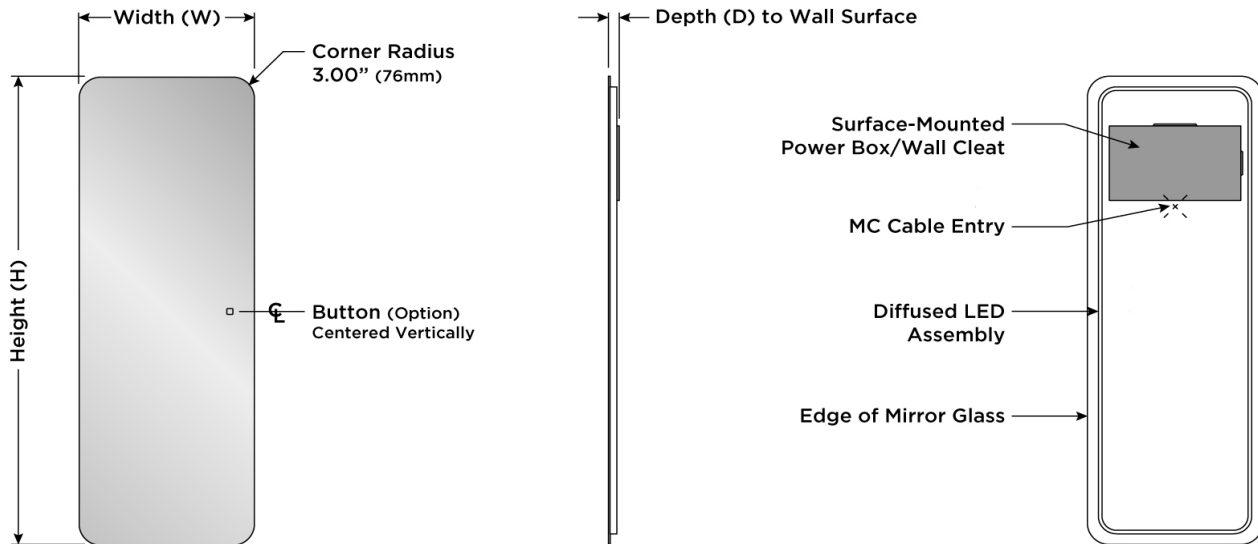
¹ Title 24 compliance requires 0-10V or forward-phase/triac dimming.

² Minimum order quantity required.

³ See technology specification sheets for more details.

⁴ May not be compatible with all upgrades and options.

DIMENSIONAL DRAWING (Not to scale.)



STANDARD MODELS

Model Number ¹	Dimensions ²	Initial Lumens/Fixture ³	LED Power Requirements ³
ESS4-RC3.0-24.00X66.00-LSERD-WR-30K	24" W x 66" H x 1.63" D (610mm W x 1,676mm H x 41mm D)	11,237	120 or 277VAC, 89W

SAFETY & INSTALLATION SPECIFICATIONS (for Standard Models)

- Entire assembly meets UL/cUL standards
- International certifications
- Safety-backed mirror
- 120 or 277VAC hardwire electrical connection; direct wire from behind power box or provide whip to reach side knockout; junction box not required
- Fixture should be mounted to wall studs; mounting holes are provided
- Controlled by non-dimming on/off wall switch (by others)
- Installation wiring may be different on mirrors equipped with additional options
- Fixture can only be hung in the WxH orientation as shown; fixture is not field-interchangeable

¹ Standard model numbers shown. For assistance specifying additional options, please contact Electric Mirror.

² Tolerances for dimensions are ±1/8" (±3mm).

³ Lumen output and power requirements are calculated based on component specifications and may vary from actual.